

## Balance Sheet

No.	Assets	Re Mark	Amount	
			This Period	Last Period
<b>I</b>	<b>Cash and Nostro Accounts with Central Bank</b>		<b>118,694,788,679</b>	<b>159,790,633,789</b>
	1. Cash and Cash Equivalents		1,427,213,128	1,619,829,130
	2. Demand Deposits at BOL		69,932,068,019	111,007,757,736
	3. Time Deposits		47,335,507,531	47,163,046,923
<b>II</b>	<b>Amount deu from other Banks</b>		<b>132,859,886,550</b>	<b>83,384,685,328</b>
	1. Demand Deposits		1,886,550	1,785,328
	2. Fixed Deposits		132,858,000,000	83,382,900,000
	3. Net Loans and advances		0	0
<b>III</b>	<b>Securities purchased under resale agreements</b>			
<b>IV</b>	<b>Investment in Securities</b>		<b>0</b>	<b>0</b>
	1. Dealing Securities		0	0
	2. Securities Available for sale		0	0
	3. Securities for Investment		0	0
<b>V</b>	<b>Net Loans and Advances to Customers</b>		<b>304,616,572,413</b>	<b>285,286,708,596</b>
<b>VI</b>	<b>Investment Subsidiaries, Joint Venture and holding Securities at s</b>		<b>0</b>	<b>0</b>
<b>VII</b>	<b>Leasing and general Lease</b>		<b>0</b>	<b>0</b>
<b>VIII</b>	<b>Net Fixed Assets</b>		<b>44,503,880,608</b>	<b>44,984,924,364</b>
	1. Fixed assets under purchasing of constructing			
	2. Intangible assets		21,734,990,000	21,734,990,000
	3. Property, Plant and Equipment		22,768,890,608	23,249,934,364
<b>IX</b>	<b>Registered Capital not reimbursed</b>		<b>0</b>	<b>0</b>
<b>X</b>	<b>Others Assets</b>		<b>8,436,808,027</b>	<b>7,082,575,931</b>
	1. Accrued interest and other account receivable		8,246,448,527	6,852,036,431
	2. Head office and branches		0	0
	3. Before the delay			
	4. Others		190,359,500	230,539,500
	<b>Total</b>		<b>609,111,936,277</b>	<b>580,529,528,008</b>

Date: 14/07/2023

Created

Accounting Manager

Credit Manager

Director



Ms. Viphada



Mrs. Souksakhone



Mr. Tapon




Mr. Bae Ki Bum

**Balance Sheet**

No.	Liabilities	Re - Mark	Amount	
			This Period	Last Period
I	<b>Debt Payable to Other Banks and Financial Institutions</b>		-	-
1	Demand Deposits		0	0
2	Fixed Deposits		-	-
3	Borrowing funds		-	-
4	Other Debt payable to banks and financial institution		-	-
II	<b>Debt Payable to Customers</b>		<b>72,798,855,206</b>	<b>74,644,627,418</b>
1	Demand Deposits		41,185,461,258	41,167,720,780
2	Fixed Deposits		31,613,393,948	33,476,906,637
3	Other Debt payable to Customers		0	0
III	<b>Securities sold under repurchased agreement</b>		<b>0</b>	<b>0</b>
IV	<b>Debt payable related issuing securities</b>		<b>0</b>	<b>0</b>
V	<b>Other liabilities</b>		<b>3,541,335,749</b>	<b>(710,445,218)</b>
1	Accrued interest and other account payable		525,414,794	442,813,256
2	Head office / branches		-	-
3	Before the delay		-	-
4	Other		3,015,920,956	(1,153,258,474)
	<b>Total Liabilities</b>		<b>76,340,190,955</b>	<b>73,934,182,200</b>
VI	<b>Equity and its similar</b>		<b>532,771,745,322</b>	<b>506,595,345,808</b>
1	Registered Capital		475,507,020,764	475,507,020,764
2	Share Premium		-	-
3	Legal Reserve		12,042,392,662	12,042,392,662
4	Reserve for Expansion Business		-	-
5	Other Reserve		-	-
6	Margin for Revaluation		-	-
7	Provision under BOLs Regulations		1,389,156,799	1,797,326,188
8	Retained Earning (+/-)		9,256,329,781	9,256,329,781
9	Result in Instance of Approval (+/-)		-	-
10	Result of the year (+/-)		34,576,845,317	7,992,276,414
11	Subvention and allocated funds		-	-
12	Subordinated Debts		-	-
	<b>total</b>		<b>609,111,936,277</b>	<b>580,529,528,008</b>


Date: 14/07/2023

Created


Accounting Manager

Credit Manager


Director



Ms. Viphada



Mrs. Souksakhone



Mr. Taphon




Mr. Bae Ki Bum

Booyoung Lao Bank

Vientiane Capital

Tel : 021-454500

Income Statement

For 06 Month 2023

From: FS 02/CB

Unit:

LAK

No.	Descriptions	RE Mark	ຈຳນວນເງິນ	
			This Period	Last Period
	<b>A. Operating Income and Expenses</b>			
1	<b>+ Interest Incomes and its Equivalentts</b>		<b>55,006,261,197</b>	<b>46,908,677,136</b>
	1.1 Interest Incomes and its Equivalentts From Institution		2,368,239,991	868,695,338
	1.2 Interest Incomes and its Equivalentts From Customers		52,638,021,206	46,039,981,798
	1.3 Interest from securities purchased under resale agreement		0	0
	1.4 Interest and its Equivalentts from investment in Securities		0	0
	1.5 Other Interest		0	0
2	<b>Interest Expenses and its Equivalent</b>		<b>(656,088,736)</b>	<b>(300,290,231)</b>
	2.1 Interest Expenses and its Equivalent to other banks		0	0
	2.2 Interest Expenses and its Equivalent to customers		(656,088,736)	(300,290,231)
	2.3 Interest Expenses on securities sold under repurchased agreement		0	0
	2.4 Interest Expenses on stocks		0	0
3	<b>+ / - Gain / Loss on Trading Gold and other metals</b>		<b>0</b>	<b>0</b>
	<b>I. Incomes - expenses Interest (1 + 2 + 3)</b>		<b>54,350,172,460</b>	<b>46,608,386,905</b>
4	<b>+ Incomes from leasing and lease available</b>		<b>0</b>	<b>0</b>
5	<b>- Expenses on leasing and lease available</b>		<b>0</b>	<b>0</b>
6	<b>+ Income from Rental</b>		<b>0</b>	<b>0</b>
7	<b>- Expenses on Rental</b>		<b>0</b>	<b>0</b>
8	<b>+ Incomes from Capital Contibution</b>		<b>0</b>	<b>0</b>
9	<b>+ Incomes and Financial services commission</b>		<b>47,550,000</b>	<b>26,030,000</b>
10	<b>- Fees and Financial services commission</b>		<b>(58,144,605)</b>	<b>(57,554,375)</b>
11	<b>+ / - Profit / Loss on Dealing Securities</b>		<b>0</b>	<b>0</b>
12	<b>+ / - Profit / Loss on securities available</b>		<b>0</b>	<b>0</b>
13	<b>+ / - Net Profit / Loss on Foreign Exchange</b>		<b>10,170,026,343</b>	<b>(1,818,836,309)</b>

14	+ /-	Net Profit / Loss from trading with condition instruments	0	0
		<b>II. Net Operating Incomes (I+4+...14)</b>	<b>64,509,604,198</b>	<b>44,758,026,221</b>
		B. Normal Income and Expenses	0	0
15	+	Other Operating Incomes	1,363,848,595	453,712,741
16		Administrations Expenses	(3,176,703,363)	(1,599,605,993)
		16.1 Employees's Expenses	(1,443,101,556)	(702,487,800)
		16.2 Other Administrations Expenses	(1,733,601,807)	(897,118,193)
17		Amortization and Depreciation Expenses of fixed assets (Intangible and tangible)	(1,036,780,491)	(518,513,735)
			0	0
18		Other Operating Expenses	(606,707,217)	(151,406,726)
19	+ /-	Net Income / Expenses on receivable Revaluations and off-balance sheet	(22,150,279,395)	(34,949,936,095)
			0	0
		19.1 Depreciation on Bad Debt and Debt	(145,628,245,633)	(134,862,018,899)
		19.2 Reverse Depreciation on Bad Debt	123,477,966,239	99,912,082,804
20	+ /-	Net income / expense from financial fixed asset Revaluations	0	0
		<b>III. Net Normal Income - Expenses (15+....20)</b>	<b>(25,606,621,870)</b>	<b>(36,765,749,807)</b>
		<b>IV. Result before profit tax (II - III)</b>	<b>38,902,982,328</b>	<b>7,992,276,414</b>
21		<b>Profit tax 20%</b>	4,326,137,011	0
22		Before the delay		
		<b>V. Net Result of the month</b>	<b>34,576,845,317</b>	<b>7,992,276,414</b>
		B. Others income of external business	0	0
23		The changing of revaluation of properties	0	0
24		Profit (Loss) from revaluation of trading security	0	0
25		Profit tax that occurred from external business	0	0
		<b>Profit (Loss) external business</b>		

Date: 14/07/2023

Director

Created

Accounting Manager

Credit Manager



Ms. Viphada



Mrs. Souksakhone



Mr. Taphon




Mr. Bae Ki Bum