

**Balance Sheet**

No.	Assets	Re Mark	Amount	
			This Period	Last Period
<b>I</b>	<b>Cash and Nostro Accounts and Financial Institute</b>		139,211,943,772	135,233,893,354
	1. Cash and Cash Equivalents		1,360,079,925	1,534,925,444
	2. Nostro Accounts and Financial Institute		137,851,863,847	133,698,967,911
<b>II</b>	<b>Amount deu from other Banks</b>			
<b>III</b>	<b>Securities purchased under resale agreements</b>			
<b>IV</b>	<b>Investment in Securities</b>		0	0
	1. Dealing Securities		0	0
	2. Securities Available for sale		0	0
	3. Securities for Investment		0	0
<b>V</b>	<b>Net Loans and Advances to Customers</b>		332,877,951,401	323,629,550,881
<b>VI</b>	<b>Investment Subsidiaries, Joint Venture and holding Securities at s</b>		0	0
<b>VII</b>	<b>Leasing and general Lease</b>		0	0
<b>VIII</b>	<b>Net Fixed Assets</b>		47,623,599,883	47,927,849,836
	1. Fixed assets under purchasing of constructing			
	2. Intangible assets		21,971,756,970	21,734,990,000
	3. Property, Plant and Equipment		25,651,842,913	26,192,859,836
	4. Lease hold property rights (NBV)			
<b>IX</b>	<b>Registered Capital not reimbursed</b>		0	0
<b>X</b>	<b>Others Assets</b>		41,135,903,308	43,855,217,809
	1. Accrued interest and other account receivable		41,030,575,088	43,221,917,589
	2. Head office and branches		0	0
	3. Late payment profit tax			
	4. Others		105,328,220	633,300,220
	<b>Total</b>		<b>560,849,398,363</b>	<b>550,646,511,881</b>

Date: 5/18/2022

Created

Accounting Manager

Credit Manager

Deputy Director

Director

Ms. Viphada

Ms. Souksakhone

Mr.Sengaloun

Mr. Dong Kyun Woo

Mr. Han Nam Joo



## Balance Sheet

No.	Liabilities	Re - Mark	Amount	
			This Period	Last Period
I	Debt Payable to Other Banks and Financial Institutions		-	-
1	Demand Deposits		0	0
2	Borrowing funds and other Debt payable		-	-
II	Debt Payable to Customers		32,859,154,064	33,739,023,947
1	Demand Deposits		32,859,154,064	33,739,023,947
3	Other Debt payable		0	0
III	Securities sold under repurchased agreement		0	0
IV	Debt payable related issuing securities		0	0
V	Other liabilities		6,253,882,486	853,135,233
1	Accrued interest and other account payable		206,065,924	222,692,913
2	Head office / branches		-	-
3	Late payment profit tax		-	-
4	Other		6,047,816,562	630,442,320
	Total Liabilities		39,113,036,549	34,592,159,180
VI	Equity and its similar		521,736,361,814	516,054,352,701
1	Registered Capital		399,392,020,764	399,392,020,764
2	Share Premium		-	-
3	Legal Reserve		9,677,010,055	9,677,010,055
4	Reserve for Expansion Business		-	-
5	Other Reserve		-	-
6	Margin for Revaluation		-	-
7	Provision under BOLs Regulations		2,077,064,555	2,240,509,035
8	Retained Earning (+/-)		86,954,290,494	86,954,290,494
9	Result in Instance of Approval (+/-)		-	-
10	Result of the year (+/-)		23,635,975,947	17,790,522,353
11	Subvention and allocated funds		-	-
12	Subordinated Debts		-	-
	total		560,849,398,363	550,646,511,881

Date: 5/18/2022


Created &gt;

Accounting Manager


Credit Manager

Deputy Director

Director



Ms. Viphada



Ms. Souksakhone



Mr. Sengaloun



Mr. Dong Kyun Woo



Mr. Han Nam Joo



Booyoung Lao Bank

Vientiane Capital

Tel : 021-454500

Income Statement

For 12 months 2021

From: FS 02/CB

Unit:

LAK

No.	Descriptions	RE Mark	ຈຳນວນເງິນ	
			This Period	Last Period
	<b>A. Operating Income and Expenses</b>			
1	<b>+ Interest Incomes and its Equivalentts</b>		<u>30,284,341,183</u>	<u>22,598,749,415</u>
	1.1 Interest Incomes and its Equivalentts From Institution		943,119,576	673,202,241
	1.2 Interest Incomes and its Equivalentts From Customers		29,341,221,606	21,925,547,175
	1.3 Interest from securities purchased under resale agreement		0	0
	1.4 Interest and its Equivalentts from investment in Securities		0	0
	1.5 Other Interest		0	0
2	<b>Interest Expenses and its Equivalent</b>		<u>(540,777,289)</u>	<u>(440,686,139)</u>
	2.1 Interest Expenses and its Equivalent to other banks		0	0
	2.2 Interest Expenses and its Equivalent to customers		(540,777,289)	(440,686,139)
	2.3 Interest Expenses on securities sold under repurchased agreement		0	0
	2.4 Interest Expenses on stocks		0	0
	2.5 Other Interest		0	0
3	<b>+ / - Gain / Loss on Trading Gold and other metals</b>		<u>0</u>	<u>0</u>
	<b>I. Incomes - expenses Interest (1 + 2 + 3)</b>		<b>29,743,563,894</b>	<b>22,158,063,277</b>
4	<b>+ Incomes from leasing and lease available</b>		0	0
5	<b>- Expenses on leasing and lease available</b>		0	0
6	<b>+ Income from Rental</b>		0	0
7	<b>- Expenses on Rental</b>		0	0
8	<b>+ Incomes from Capital Contibution</b>		0	0
9	<b>+ Incomes and Financial services commission</b>		436,434,441	285,514,050
10	<b>- Fees and Financial services commission</b>		(75,542,000)	(64,350,000)
11	<b>+ /- Profit / Loss on Dealing Securities</b>		0	0
12	<b>+ /- Profit / Loss on securities available</b>		0	0

13	+/- Net Profit / Loss on Foreign Exchange		9,847,741,925	3,783,591,996
14	+/- Net Profit / Loss from trading with condition instruments		0	0
	<b>II. Net Operating Incomes (I+4+...14)</b>		<b>39,952,198,260</b>	<b>26,162,819,323</b>
	<b>B. Normal Income and Expenses</b>		<b>0</b>	<b>0</b>
15	+ Other Operating Incomes		774,725,606	450,757,594
16	Administrations Expenses		(5,390,398,559)	(3,247,083,483)
	16.1 Employees's Expenses		(1,807,538,130)	(1,417,351,364)
	16.2 Other Administrations Expenses		(3,582,860,429)	(1,829,732,119)
17	Amortization and Depreciation Expenses of fixed assets (Intangible and tangible)		(2,383,449,155)	(1,812,138,702)
			0	0
18	Other Operating Expenses		(502,516,658)	(366,623,074)
19	+/- Net Income / Expenses on receivable Revaluations and off-balance sheet		(2,874,509,447)	0
	19.1 Depreciation on Bad Debt and Debt		(2,874,509,447)	0
	19.2 Reverse Depreciation on Bad Debt		0	0
20	+/- Net income / expense from financial fixed asset Revaluations		0	0
	<b>III. Net Normal Income - Expenses (15+....20)</b>		<b>(10,376,148,213)</b>	<b>(4,975,087,664)</b>
	<b>IV. Result before profit tax (II - III)</b>		<b>29,576,050,047</b>	<b>21,187,731,658</b>
21	Profit tax 24%		5,940,074,100	3,397,209,305
22	Late payment profit tax		0	0
	<b>V. Net Result of the month</b>		<b>23,635,975,947</b>	<b>17,790,522,353</b>
	<b>B. Others income of external business</b>		<b>0</b>	<b>0</b>
23	The changing of revaluation of properties		0	0
24	Profit (Loss) from revaluation of trading security		0	0
25	Profit tax that occurred from external business		0	0
	<b>Profit (Loss) external business</b>			

Date: 5/18/2022


Created

Accounting Manager

Credit Manager

Deputy Director

Director

  
Ms. Viphada



Ms. Souksakhone



Mr. Sengaloun



Mr. Dong Kyun Woo



Mr. Han Nam Joo

