

Balance Sheet

No.	Assets	Re Mark	Amount	
			This Period	Last Period
I	Cash and Nostro Accounts and Financial Institute		135,233,893,354	129,151,198,928
	1. Cash and Cash Equivalents		1,534,925,444	956,150,274
	2. Nostro Accounts and Financial Institute		133,698,967,911	128,195,048,654
II	Amount deu from other Banks			
III	Securities purchased under resale agreements			
IV	Investment in Securities		0	0
	1. Dealing Securities		0	0
	2. Securities Available for sale		0	0
	3. Securities for Investment		0	0
V	Net Loans and Advances to Customers		323,629,550,881	324,846,820,930
VI	Investment Subsidiaries, Joint Venture and holding Securities at s		0	0
VII	Leasing and general Lease		0	0
VIII	Net Fixed Assets		47,927,849,836	48,441,677,241
	1. Fixed assets under purchasing of constructing			
	2. Intangible assets		21,734,990,000	21,734,990,000
	3. Property, Plant and Equipment		26,192,859,836	26,706,687,241
	4. Lease hold property rights (NBV)			
IX	Registered Capital not reimbursed		0	0
X	Others Assets		43,855,217,809	40,183,946,384
	1. Accrued interest and other account receivable		43,221,917,589	40,025,578,664
	2. Head office and branches		0	0
	3. Late payment profit tax			
	4. Others		633,300,220	158,367,720
	Total		550,646,511,881	542,623,643,483

Date: 11/10/2021

Created




Ms. Souksakhone

Senior Manager



Mr. Khantikone

Credit Manager



Mr. Sengaloun

General Manager



Mr. Dong Kyun Woo

Director



Mr. Yoo Jum Seung



Balance Sheet

No.	Liabilities	Re - Mark	Amount	
			This Period	Last Period
I	Debt Payable to Other Banks and Financial Institutions		-	-
1	Demand Deposits		0	0
2	Borrowing funds and other Debt payable		-	-
II	Debt Payable to Customers		33,739,023,947	34,707,779,928
1	Demand Deposits		33,739,023,947	34,707,779,928
3	Other Debt payable		0	0
III	Securities sold under repurchased agreement		0	0
IV	Debt payable related issuing securities		0	0
V	Other liabilities		853,135,233	46,825,355,978
1	Accrued interest and other account payable		222,692,913	357,176,522
2	Head office / branches		-	47,210,000,000
3	Late payment profit tax			
4	Other		630,442,320	(741,820,544)
	Total Liabilities		34,592,159,180	81,533,135,906
VI	Equity and its similar		516,054,352,701	461,090,507,577
1	Registered Capital		399,392,020,764	351,832,020,764
2	Share Premium		-	-
3	Legal Reserve		9,677,010,055	9,677,010,055
4	Reserve for Expansion Business		-	-
5	Other Reserve		-	-
6	Margin for Revaluation		-	-
7	Provision under BOLs Regulations		2,240,509,035	2,253,542,258
8	Retained Earning (+/-)		86,954,290,494	86,954,290,494
9	Result in Instance of Approval (+/-)		-	-
10	Result of the year (+/-)		17,790,522,353	10,373,644,007
11	Subvention and allocated funds		-	-
12	Subordinated Debts		-	-
	total		550,646,511,881	542,623,643,483

Date: 11/10/2021

Created

Senior Manager

Credit Manager

General Manager

Director

Ms. Souksakhone

Mr. Khantikone

Mr. Sengaloun

Mr. Dong Kyun Woo, Mr. Yoo Jun Seung



Booyoung Lao Bank

Vientiane Capital

Tel : 021-454500

Income Statement

For 09 months 2021

From: FS 02/CB

Unit:

LAK

No.	Descriptions	RE Mark	ຈຳນວນເງິນ	
			This Period	Last Period
	A. Operating Income and Expenses			
1	+ Interest Incomes and its Equivalentts		22,598,749,415	14,827,822,633
	1.1 Interest Incomes and its Equivalentts From Institution		673,202,241	408,774,005
	1.2 Interest Incomes and its Equivalentts From Customers		21,925,547,175	14,419,048,627
	1.3 Interest from securities purchased under resale agreement		0	0
	1.4 Interest and its Equivalentts from investment in Securities		0	0
	1.5 Other Interest		0	0
2	Interest Expenses and its Equivalent		440,686,139	317,504,266
	2.1 Interest Expenses and its Equivalent to other banks		0	0
	2.2 Interest Expenses and its Equivalent to customers		440,686,139	317,504,266
	2.3 Interest Expenses on securities sold under repurchased agreement		0	0
	2.4 Interest Expenses on stocks		0	0
	2.5 Other Interest		0	0
3	+ / - Gain / Loss on Trading Gold and other metals		0	0
	I. Incomes - expenses Interest (1 + 2 + 3)		22,158,063,277	14,510,318,367
4	+ Incomes from leasing and lease available		0	0
5	- Expenses on leasing and lease available		0	0
6	+ Income from Rental		0	0
7	- Expenses on Rental		0	0
8	+ Incomes from Capital Contribution		0	0
9	+ Incomes and Financial services commission		285,514,050	218,120,000
10	- Fees and Financial services commission		64,350,000	63,403,000
11	+ /- Profit / Loss on Dealing Securities		0	0
12	+ /- Profit / Loss on securities available		0	0



13	+ /- Net Profit / Loss on Foreign Exchange		3,783,591,996	1,017,418,254
14	+ /- Net Profit / Loss from trading with condition instruments		0	0
	II. Net Operating Incomes (I+4+...14)		26,162,819,323	15,682,453,620
	B. Normal Income and Expenses		0	0
15	+ Other Operating Incomes		450,757,594	308,530,125
16	Administrations Expenses		3,247,083,483	2,237,092,076
	16.1 Employees's Expenses		1,417,351,364	1,032,540,367
	16.2 Other Administrations Expenses		1,829,732,119	1,204,551,709
17	Amortization and Depreciation Expenses of fixed assets (Intangible and tangible)		1,812,138,702	1,176,926,296
			0	0
18	Other Operating Expenses		366,623,074	178,374,924
19	+ /- Net Income / Expenses on receivable Revaluations and off-balance sheet		0	0
	19.1 Depreciation on Bad Debt and Debt		0	0
	19.2 Reverse Depreciation on Bad Debt		0	0
20	+ /- Net income / expense from financial fixed asset Revaluations		0	0
	III. Net Normal Income - Expenses (15+....20)		4,975,087,664	3,283,863,172
	IV. Result before profit tax (II - III)		21,187,731,658	12,398,590,448
21	Profit tax 24%		3,397,209,305	2,024,946,441
22	Late payment profit tax		0	0
	V. Net Result of the month		17,790,522,353	10,373,644,007
	B. Others income of external business		0	0
23	The changing of revaluation of properties		0	0
24	Profit (Loss) from revaluation of trading security		0	0
25	Profit tax that occurred from external business		0	0
	Profit (Loss) external business			

Date: 11/10/2021

Created Senior Manager Credit Manager



Ms. Souksakhone Mr. Khantikone Mr. Sengaloun

General Manager Director


Mr. Dong Kyun Woo Mr. Yoo Jum Seung

