


**Balance Sheet**


No.	Assets	Re Mark	Amount	
			This Period	Last Period
<b>I</b>	<b>Cash and Nostro Accounts with Central Bank</b>		<b>111.266.903.504</b>	<b>81.940.672.159</b>
	1. Cash and Cash Equivalents		1.090.995.386	1.062.975.794
	2. Demand Deposits at BOL		90.709.034.047	61.310.176.894
	3. Time Deposits		19.466.874.071	19.567.519.472
<b>II</b>	<b>Amount due from other Banks</b>		<b>20.000.000.000</b>	<b>17.401.600.000</b>
	1. Demand Deposits		0	0
	2. Fixed Deposits		20.000.000.000	17.401.600.000
	3. Net Loans and advances		0	0
<b>III</b>	<b>Securities purchased under resale agreements</b>			
<b>IV</b>	<b>Investment in Securities</b>		<b>0</b>	<b>0</b>
	1. Dealing Securities		0	0
	2. Securities Available for sale		0	0
	3. Securities for Investment		0	0
<b>V</b>	<b>Net Loans and Advances to Customers</b>		<b>322.496.039.463</b>	<b>309.207.470.998</b>
<b>VI</b>	<b>Investment Subsidiaries, Joint Venture and holding Securities at s</b>		<b>0</b>	<b>0</b>
<b>VII</b>	<b>Leasing and general Lease</b>		<b>0</b>	<b>0</b>
<b>VIII</b>	<b>Net Fixed Assets</b>		<b>48.902.455.393</b>	<b>49.444.568.038</b>
	1. Fixed assets under purchasing of constructing			
	2. Intangible assets		21.734.990.000	21.734.990.000
	3. Property, Plant and Equipment		27.167.465.393	27.709.578.038
	<b>Registered Capital not reimbursed</b>		<b>0</b>	<b>0</b>
<b>X</b>	<b>Others Assets</b>		<b>36.922.966.485</b>	<b>33.654.772.840</b>
	1. Accrued interest and other account receivable		36.722.579.265	33.565.349.120
	2. Head office and branches		0	0
	3. Others		200.387.220	89.423.720
	<b>Total</b>		<b>539.588.364.846</b>	<b>491.649.084.035</b>


Date: 12/04/2021

Created  
  
 Ms. Souksakhone

Senior Manager  
  
 Mr. Khantikone

Credit Manager  
  
 Mr. Sengaloun

General Manager  
  
 Mr. Dong Kyun Woo

Director  
  
 Mr. Yoo Jum Seung



**Balance Sheet**

No.	Liabilities	Re - Mark	Amount	
			This Period	Last Period
<b>I</b>	<b>Debt Payable to Other Banks and Financial Institutions</b>		-	-
1	Demand Deposits		0	0
2	Fixed Deposits		-	-
3	Borrowing funds		-	-
4	Other Debt payable to banks and financial institution		-	-
<b>II</b>	<b>Debt Payable to Customers</b>		<b>38.331.135.527</b>	<b>38.798.253.011</b>
1	Demand Deposits		21.764.643.902	20.061.888.074
2	Fixed Deposits		16.566.491.625	18.736.364.938
3	Other Debt payable to Customers		0	0
<b>III</b>	<b>Securities sold under repurchased agreement</b>		<b>0</b>	<b>0</b>
<b>IV</b>	<b>Debt payable related issuing securities</b>		<b>0</b>	<b>0</b>
<b>V</b>	<b>Other liabilities</b>		<b>45.253.065.560</b>	<b>1.901.740.742</b>
1	Accrued interest and other account payable		441.760.216	455.669.311
2	Head office / branches		46.825.000.000,00	-
3	Other		(2.013.694.656)	1.446.071.431
	Total Liabilities		<b>83.584.201.087</b>	<b>40.699.993.753</b>
<b>VI</b>	<b>Equity and its similar</b>		<b>456.004.163.759</b>	<b>450.949.090.282</b>
1	Registered Capital		351.832.020.764	351.832.020.764
2	Share Premium		-	-
3	Legal Reserve		9.677.010.055	7.880.104.952
4	Reserve for Expansion Business		-	-
5	Other Reserve		-	-
6	Margin for Revaluation		-	-
7	Provision under BOLs Regulations		2.248.361.579	2.196.321.241
8	Retained Earning (+/-)		86.954.290.494	70.782.144.564
9	Result in Instance of Approval (+/-)		-	-
10	Result of the year (+/-)		5.292.480.868	18.258.498.762
11	Subvention and allocated funds		-	-
12	Subordinated Debts		-	-
	total		<b>539.588.364.846</b>	<b>491.649.084.035</b>


Date: 12/04/2021

Created

Senior Manager

Credit Manager


General Manager Director




Ms. Souksakhone




Mr. Khantikone



Mr. Sengaloun



Mr. Dong Kyun Woo



Mr. Yoo Jum Seung



Booyoung Lao Bank

Vientiane Capital

Income Statement

From: FS 02/CB

Tel : 021-454500

For 03 months 2021


Unit:

LAK

No.	Descriptions	RE Mark	ຈຳນວນເງິນ	
			This Period	Last Period
	<b>A. Operating Income and Expenses</b>			
1	<b>+ Interest Incomes and its Equivalents</b>		<b>7.197.119.710</b>	<b>28.701.246.812</b>
	1,1 Interest Incomes and its Equivalents From Institution		160.504.566	614.688.521
	1,2 Interest Incomes and its Equivalents From Customers		7.036.615.144	28.086.558.291
	1,3 Interest from securities purchased under resale agreement		0	0
	1,4 Interest and its Equivalents from investment in Securities		0	0
	1,5 Other Interest		0	0
2	<b>Interest Expenses and its Equivalent</b>		<b>169.615.549</b>	<b>1.553.862.659</b>
	2,1 Interest Expenses and its Equivalent to other banks		0	118.885.088
	2,2 Interest Expenses and its Equivalent to customers		169.615.549	1.434.977.571
	2,3 Interest Expenses on securities sold under repurchased agreement		0	0
	2,4 Interest Expenses on stocks		0	0
3	<b>+ / - Gain / Loss on Trading Gold and other metals</b>		<b>0</b>	<b>0</b>
	<b>I. Incomes - expenses Interest (1 + 2 + 3)</b>		<b>7.027.504.161</b>	<b>27.147.384.153</b>
4	+ Incomes from leasing and lease available		0	0
5	- Expenses on leasing and lease available		0	0
6	+ Income from Rental		0	0
7	- Expenses on Rental		0	0
8	+ Incomes from Capital Contribution		0	0
9	+ Incomes and Financial services commission		160.930.000	510.109.112
10	- Fees and Financial services commission		61.540.400	61.267.150
11	+ /- Profit / Loss on Dealing Securities		0	0
12	+ /- Profit / Loss on securities available		0	0
13	+ /- Net Profit / Loss on Foreign Exchange		617.365.055	2.063.513.973

14	+ /- Net Profit / Loss from trading with condition instruments		0	0
	<b>II. Net Operating Incomes (I+4+...14)</b>		<b>7.744.258.815</b>	<b>29.659.740.088</b>
	B. Normal Income and Expenses		0	0
15	+ Other Operating Incomes		110.964.015	594.452.533
16	Administrations Expenses		<b>1.078.194.740</b>	<b>5.173.208.683</b>
	16.1 Employees's Expenses		469.020.731	1.906.620.401
	16.2 Other Administrations Expenses		609.174.009	3.266.588.282
17	Amortization and Depreciation Expenses of fixed assets (Intangible and tangible)		589.985.644	2.288.892.104
			0	0
18	Other Operating Expenses		141.489.250	320.754.656
	+ /- Net Income / Expenses on receivable Revaluations and off-balance sheet		0	0
	19.1 Depreciation on Bad Debt and Debt		0	0
	19.2 Reverse Depreciation on Bad Debt		0	0
20	+ /- Net income / expense from financial fixed asset Revaluations		0	0
	<b>III. Net Normal Income - Expenses (15+....20)</b>		<b>1.698.705.618</b>	<b>7.188.402.910</b>
	<b>IV. Result before profit tax (II - III)</b>		<b>6.045.553.197</b>	<b>22.471.337.178</b>
21	<b>Profit tax 24%</b>		753.072.329	4.212.838.416
	<b>V. Net Result of the month</b>		<b>5.292.480.868</b>	<b>18.258.498.762</b>
	B. Others income of external business		0	0
22	The changing of revaluation of properties		0	0
23	Profit (Loss) from revaluation of trading security		0	0
24	Profit tax that occurred from external business		0	0
	<b>Profit (Loss) external business</b>			


Date: 12/04/2021

Created  
  
Ms. Souksakphone

Senior Manager  
  
Mr. Khantikone

Credit Manager  
  
Mr. Sengaloun

General Manager  
  
Mr. Dong Kyun Woo

Director  
  
Mr. Yoo Jum Seung

