


## Balance Sheet

No.	Assets	Re Mark	Amount	
			This Period	Last Period
<b>I</b>	<b>Cash and Nostro Accounts with Central Bank</b>		<b>58,031,213,364</b>	<b>56,494,384,450</b>
	1. Cash and Cash Equivalents		2,409,448,740	2,097,590,882
	2. Demand Deposits at BOL		34,832,726,095	33,575,124,878
	3. Time Deposits		20,789,038,529	20,821,668,689
<b>II</b>	<b>Amount deu from other Banks</b>		<b>17,114,000,000</b>	<b>17,020,000,000</b>
	1. Demand Deposits		0	0
	2. Fixed Deposits		17,114,000,000	17,020,000,000
	3. Net Loans and advances		0	0
...	<b>Securities purchased under resale agreements</b>			
<b>IV</b>	<b>Investment in Securities</b>		<b>0</b>	<b>0</b>
	1. Dealing Securities		0	0
	2. Securities Available for sale		0	0
	3. Securities for Investment		0	0
<b>V</b>	<b>Net Loans and Advances to Customers</b>		<b>294,858,000,054</b>	<b>291,453,816,110</b>
<b>VI</b>	<b>Investment Subsidiaries, Joint Venture and holding Securities at s</b>		<b>0</b>	<b>0</b>
<b>VII</b>	<b>Leasing and general Lease</b>		<b>0</b>	<b>0</b>
<b>VIII</b>	<b>Net Fixed Assets</b>		<b>52,496,927,234</b>	<b>53,092,557,425</b>
	1. Fixed assets under purchasing of constructing			
	2. Intangible assets		21,966,482,000	21,966,482,000
	3. Property, Plant and Equipment		30,530,445,234	31,126,075,425
	<b>Registered Capital not reimbursed</b>		<b>0</b>	<b>0</b>
<b>X</b>	<b>Others Assets</b>		<b>16,478,187,201</b>	<b>13,980,413,042</b>
	1. Accrued interest and other account receivable		16,317,085,101	13,905,734,822
	2. Head office and branches		0	0
	3. Others		161,102,100	74,678,220
	<b>Total</b>		<b>438,978,327,853</b>	<b>432,041,171,026</b>

Created



Ms. Phonethip

Senior Manager



Mr. Khantkone

Credit Manager



Mr. Sengaloun

General Manager/Director


Mr. Dong Kyun Woo  
CO.,LTD. KIM, Suk Jin

Date 08/10/2019

**Balance Sheet**

No.	Liabilities	Re - Mark	Amount	
			This Period	Last Period
<b>I</b>	<b>Debt Payable to Other Banks and Financial Institutions</b>		<b>34,266,000,000</b>	<b>33,620,000,000</b>
1	Demand Deposits		0	0
2	Fixed Deposits		17,152,000,000	16,600,000,000
3	Borrowing funds		17,114,000,000	17,020,000,000
4	Other Debt payable to banks and financial institution		-	-
<b>II</b>	<b>Debt Payable to Customers</b>		<b>28,543,170,852</b>	<b>25,402,206,229</b>
1	Demand Deposits		15,560,759,851	15,964,783,136
2	Fixed Deposits		12,982,411,001	9,437,423,093
3	Other Debt payable to Customers		0	0
<b>III</b>	<b>Securities sold under repurchased agreement</b>		<b>0</b>	<b>0</b>
<b>IV</b>	<b>Debt payable related issuing securities</b>		<b>0</b>	<b>0</b>
<b>V</b>	<b>Other liabilities</b>		<b>(1,393,872,865)</b>	<b>(641,188,161)</b>
1	Accrued interest and other account payable		487,610,645	1,203,468,738
2	Head office / branches		0	0
3	Other		(1,881,483,510)	(1,844,656,899)
	Total Liabilities		<b>61,415,297,987</b>	<b>58,381,018,068</b>
<b>VI</b>	<b>Equity and its similar</b>		<b>377,563,029,867</b>	<b>373,660,152,959</b>
1	Registered Capital		307,412,020,764	307,412,020,764
2	Share Premium		-	-
3	Legal Reserve		6,378,534,866	4,983,176,117
4	Reserve for Expansion Business		-	-
5	Other Reserve		-	-
6	Margin for Revaluation		-	-
7	Provision under BOLs Regulations		2,211,435,000	2,185,903,621
8	Retained Earning (+/-)		57,268,013,795	44,709,785,053
9	Result in Instance of Approval (+/-)		-	-
10	Result of the year (+/-)		4,293,025,441	14,369,267,404
11	Subvention and allocated funds		-	-
12	Subordinated Debts		-	-
	total		<b>438,978,327,853</b>	<b>432,041,171,026</b>

Date: 08/10/2019

Created

Senior Manager

Credit Manager

General Manager Director

Ms. Phorathip

Mr. Khantikone

Mr. Sengaloun

Mr. Dong Kyun Wook Mr. Kim Suk Jin



Booyoung Lao Bank

Vientiane Capital

Tel : 021-454500

Income Statement

For 03 months 2019

From: FS 02/CB

Unit:


LAK


No.	Descriptions	RE Mark	ຈຳນວນເງິນ	
			This Period	Last Period
	<b>A. Operating Income and Expenses</b>			
1	<b>+ Interest Incomes and its Equivalentts</b>		<b>6,831,125,028</b>	<b>26,184,129,247</b>
	1.1 Interest Incomes and its Equivalentts From Institution		154,084,484	502,338,289
	1.2 Interest Incomes and its Equivalentts From Customers		6,677,040,544	25,681,790,958
	1.3 Interest from securities purchased under resale agreement		0	0
	1.4 Interest and its Equivalentts from investment in Securities		0	0
	1.5 Other Interest		0	0
2	<b>Interest Expenses and its Equivalent</b>		<b>(499,619,240)</b>	<b>(1,416,775,852)</b>
	2.1 Interest Expenses and its Equivalent to other banks		(144,055,185)	(481,269,028)
	2.2 Interest Expenses and its Equivalent to customers		(355,564,055)	(935,506,824)
	2.3 Interest Expenses on securities sold under repurchased agreement		0	0
	2.4 Interest Expenses on stocks		0	0
3	<b>+ / - Gain / Loss on Trading Gold and other metals</b>		<b>0</b>	<b>0</b>
	<b>I. Incomes - expenses Interest (1 + 2 + 3)</b>		<b>6,331,505,788</b>	<b>24,767,353,396</b>
	+ Incomes from leasing and lease available		0	0
5	- Expenses on leasing and lease available		0	0
6	+ Income from Rental		0	146,094,480
7	- Expenses on Rental		0	0
8	+ Incomes from Capital Contribution		0	0
9	+ Incomes and Financial services commission		72,000,000	531,297,290
10	- Fees and Financial services commission		(66,814,000)	(82,661,500)
11	+ /- Profit / Loss on Dealing Securities		0	0
12	+ /- Profit / Loss on securities available		0	0
13	<b>+ /- Net Profit / Loss on Foreign Exchange</b>		<b>230,150,244</b>	<b>1,289,179,905</b>

14	+ /-	Net Profit / Loss from trading with condition instruments	0	0
<b>II. Net Operating Incomes (I+4+...14)</b>			<b>6,566,842,032</b>	<b>26,651,263,570</b>
B. Normal Income and Expenses			0	0
15	+	Other Operating Incomes	40,302,924	229,577,133
16		Administrations Expeses	(862,458,749)	(5,530,186,901)
	16.1	Employees's Expenses	(442,067,593)	(1,997,046,235)
	16.2	Other Administrations Expenses	(420,391,156)	(3,533,140,666)
17		Amortization and Depreciation Expenses of fixed assets (Intangible and tangible)	(610,967,291)	(2,416,050,851)
			0	0
18		Other Operating Expenses	(55,410,000)	(553,244,753)
	)+ /-	Net Income / Expenses on receivable Revaluations and off-balance sheet	0	0
	19.1	Depreciation on Bad Debt and Debt	0	0
	19.2	Reverse Depreciation on Bad Debt	0	0
20	+ /-	Net income / expense from financial fixed asset Revaluations	0	0
<b>III. Net Normal Income - Expenses (15+....20)</b>			<b>(1,488,533,116)</b>	<b>(8,269,905,372)</b>
<b>IV. Result before profit tax (II - III)</b>			<b>5,078,308,916</b>	<b>18,381,358,199</b>
21		<b>Profit tax 24%</b>	<b>785,283,475</b>	<b>4,012,090,795</b>
<b>V. Net Result of the month</b>			<b>4,293,025,441</b>	<b>14,369,267,404</b>
B. Others income of external business			0	0
22		The changing of revaluation of properties	0	0
		Profit (Loss) from revaluation of trading security	0	0
24		Profit tax that occurred from external business	0	0
<b>Profit (Loss) external business</b>				

Created  
  
 Ms. Phonehip

Senior Manager  
  
 Mr. Khantkone

Credit Manager  
  
 Mr. Sengaloun

General Manager Director  
  
 Mr. Dong Kyun Woo Mr. KIM, Suk Jin



Date: 08/10/2019